



ベリタスアカデミー

大切なお願い

- ① P3~8が予習用です。できるだけ自分で解いてみてから授業に臨んで下さい。
- ② 間違った問題では「なぜ間違ったのか」という原因を探り、理解し、修正する必要があります。ほとんどの場合、間違った原因は、本文や選択肢のある箇所や単語の意味がわからなかった（または意味を取り違えていた）からです。ですから解きながら意味がわからない箇所や単語には線を引きながら解く癖をつけましょう。そうすると間違った原因を見つけやすくなります。今回の予習から試してみてください。
- ③ 授業中に講師が行う書き込みは、授業後5～10分程度でサーバーにアップし、チャットのタイムライン上でダウンロードリンクを共有します。従って授業中は板書を取るのではなく話の内容に集中して下さい。

龍谷大学一般入試対策（ライブ配信）

2024年2月26日 18:30～

合格五ヶ条

- ① 暗記型の勉強から演習型の勉強に切り替えよう！
- ② 「なぜその答えになるのか？」という解答の根拠を常に意識しよう！
- ③ 「問題を解いて間違っ覚えて」これをひたすら繰り返そう！
- ④ 分かるところと分からないところを必ず分けて意識しよう！
- ⑤ 自分の無限の可能性を信じよう！

●講師のプロフィール● ベリタスアカデミー 阪田 健太郎（さかた・けんたろう）

広島学院高校卒。東京大学文科Ⅲ類・慶應義塾大学法学部・同志社大学経済学部現役合格。TOEIC980点（990点満点）。英検1級1次合格。

学問とは本来一体のものであり、相互に関連し合うものである、という信念のもと、英語を中心に数学・国語・理科・社会の全科目の指導を行っている。サビックス代ゼミグループなど大手予備校・学習塾での講義のほか、映像授業、模試作成やベネッセ進研ゼミの教材作成、大学での入試講演会・SPI対策講座やTOEIC講座などで活動。

大修館『古文全訳辞典』映像講義担当。英語高等学校教科書、数研出版『EARTHRISE English Logic and Expression』映像講義担当。参考書『チャート式シリーズEARTHRISE総合英語』映像講義担当。

<http://veritas.bz>

..... **長文総合問題対策【予習用】**

2022年 一般入試より

目標解答時間 20分

【Ⅱ】 次の英文を読んで、後の問い（問1～問5）に答えなさい。

① When people talk face to face, there is a “bubble of space” between them, and the size of this bubble varies from culture to culture. This space has been given different names. Sometimes it is called “conversational distance,” sometimes “comfort zone,” and sometimes “interpersonal distance.” Generally, the space people keep between them when talking face to face can also tell us about their relationship and the situation. Space and intimacy go together. At the intimate level, people stand very close to each other and speak with very low voices. At the social level, people stand not too far apart and not too close, and use regular speaking voices. During small group discussions and meetings, the leader sits or stands where everyone in the group can see him or her. At the public level, as in making public speeches, the speaker stands at a distance and speaks with a louder voice than usual.

②The distance people keep between themselves when talking varies across cultures. In some societies, this distance is big. This means that when a person comes too close, and the “bubble of space” is pressured, the other person will feel uncomfortable. He or she will probably step back. In other societies, this distance is smaller. People feel comfortable standing closer to each other when talking face to face.

③It is believed that people from cold climates keep greater distances from each other when talking than people from warm climates. For example, it is common for people from Latin American cultures and the Arab world to stand quite close to each other during conversations. This is a sign of friendliness and familiarity. People in most Western countries stand farther away from a person when talking face to face. If someone tries to come too close, they will often move back. For them, standing too close can be considered rude or even aggressive. For example, for many Americans a comfortable distance is about an arm’s length or up to about four feet. Standing closer than this is a sign of intimacy meaning the people are emotionally close to each other. Compared to most Americans, however, Japanese tend to stand farther away from one another especially in business and formal situations.

④Imagine when two men from different “space” cultures talk. A man from a small-space culture will think the other person standing at a distance is “cold” and unfriendly. He might continue to move closer to establish a friendly conversation, while the other moves back until he is pushed up against a wall. Of course, cultural differences do not explain everything about the way individuals behave. However, differences in the size of the “space bubble” can be one cause of intercultural problems in non-verbal communication. So it is wise to observe the bubble of space of people you are talking to, especially if they are from different cultural backgrounds.

問1 下線部① When で始まる段落の内容と一致しないものを一つ選びなさい。

- ① There is a connection between space and intimacy.
- ② When speaking in public, a softer voice is common.
- ③ Different cultures have different ideas of personal space.
- ④ You can guess people's relationship based on the bubble of space.

問2 下線部② The distance で始まる段落の内容と一致するものを一つ選びなさい。

- ① The size of the space bubble in which a person feels comfortable is culturally different.
- ② A person usually feels comfortable if the distance from the other person is too great.
- ③ The interpersonal distance in conversation does not change from culture to culture.
- ④ If the size of the bubble is very large, people can talk face-to-face at a close distance.

問3 下線部③ It で始まる段落の内容と一致しないものを一つ選びなさい。

- ① Standing too close to the other person is often seen as rude in many Western countries.
- ② Compared to Americans, Japanese tend to need more space in formal situations.
- ③ There is a belief that people from warm climates tend to stand close to each other when talking.
- ④ Having a conversation at four or more feet apart is a sign of emotional closeness in America.

問4 下線部④ Imagine で始まる段落の内容と一致するものを一つ選びなさい。

- ① A person from a small-space culture may step back when talking with a person from a large-space culture.
- ② A friendly conversation cannot be established without getting closer to the person you are talking with.
- ③ Observing the space bubble enables us to guess the temperature of a person you are talking to.
- ④ Some behaviors people have in conversation can be explained by cultural differences.

問5 本文の内容と一致するものを一つ選びなさい。

- ① We can solve any intercultural problem by carefully observing a person from a different culture.
- ② The climate of a country is irrelevant to the size of its space bubble.
- ③ One cause of intercultural problems is different thinking about suitable interpersonal distance.
- ④ Intercultural problems are generally caused by rude and aggressive conversations.



基本5文型

1. 文型の要素

- **S 主語** (Subject)
日本語の「何は、何が」にあたる部分。**名詞が担当**
- **V 動詞** (Verb)
日本語の「どうする、どうである」にあたる部分。
- **O 目的語**(Object)
日本語の「何を、何に」にあたる部分。**名詞が担当。**
- **C 補語**(Complement)
日本語の「どんなだ」にあたる部分。**名詞か形容詞が担当。**
- **M 修飾語** (Modifier)
名詞以外の語を修飾する。**副詞が担当。**

2. 5文型

1. SV_1 : 「SはVする」 ※“ある/いる”“動く”を表す
2. SV_2C : 「SはCである/になる」 ※S=Cを表す
3. SV_3O : 「SはOをVする」 ※影響・因果を表す
4. $SV_4O_1O_2$: 「SはO₁にO₂を与える/奪う」 ※与奪を表す
5. SV_5OC : 「SはOをCにする」
「SはOをCだと思う」 ※操作・認識を表す

3. 文型の判断方法

(1) 名 動

→SV₁: 「SはVする」

(2) 名 動 形

→SV₂C: 「SはCである/になる」

(3) 名 動 名

→SV₂C: 「SはCである/になる」 (S=C)

→SV₃O: 「SはOをVする」 (S≠O)

(4) 名 動 名 名

→SV₄O₁O₂: 「SはO₁にO₂を与える/奪う」 (O₁≠O₂)

→SV₅OC: 「SはOをCにする」 (O=C)

「SはOをCだと思う」

(5) 名 動 名 形

→SV₅OC: 「SはOをCにする」 (O=C)

「SはOをCだと思う」



1. 3大品詞の分類

①名詞

- 1. **S (主語)** になる
- 2. **O (目的語)** になる
- 3. **C (補語)** になる
- 4. **前置詞O** になる
- 5. **同格** (前の名詞を説明) になる

that S O C

②形容詞

- 1. **名詞を修飾**する (限定用法)
- 2. **C (補語)** になる (叙述用法)

③副詞

名詞以外 (動詞・形容詞・副詞・文全体etc.) **を修飾**する

2. カタマリ意識 (句と節)

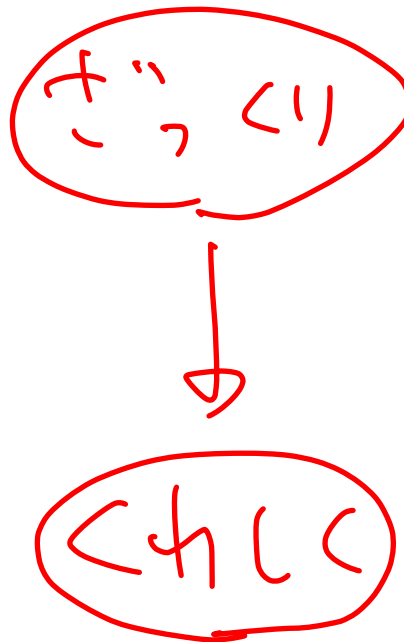
	名詞要素	形容詞要素	副詞要素
to-V	名詞用法	形容詞用法	副詞用法
V-ing/V-p.p.	動名詞	分詞	分詞構文
wh- SVX	間接疑問文	関係詞	複合関係詞
that SVX	接続詞	関係詞	接続詞
接続詞節	○	○	○
if / whether SVX	○	×	○
前置詞句	×	○	○



パラグラフの構造

主張 = 筆者の伝えたいこと

データ



例示・引用・権威者
実験・統計・体験談

主張 = 筆者の伝えたいこと

But

主張

データ

1つのパラグラフの中で、1つの主張をさまざまな表現でパラフレーズして伝える。



論理的関係を表す言葉には要注意！

出題者は受験生が論理的に文章を読解できているかを試すために、次の5つの関係に注目して解かせる問題がよく出題されます。これらの言葉の前や後ろが出題されたら、もう一方をヒントにして解いてみてください。

① 逆接関係

□ but	しかし	□ nevertheless	にもかかわらず
□ yet	しかし	□ in spite of this	これにもかかわらず
□ however	しかしながら	□ despite this	これにもかかわらず

② 因果関係

□ so	だから	□ as a result	その結果
□ thus	したがって	□ consequently	その結果
□ therefore	それゆえに	□ as a consequence	その結果
□ so ~ that ...	とても~なので ...	□ such ~ that ...	とても~なので ...

③ 例示関係

□ for exmple	例えば	□ like ~	~のように・~のような
□ for instance	例えば	□ such as ~	~のように・~のような

④ 列挙関係

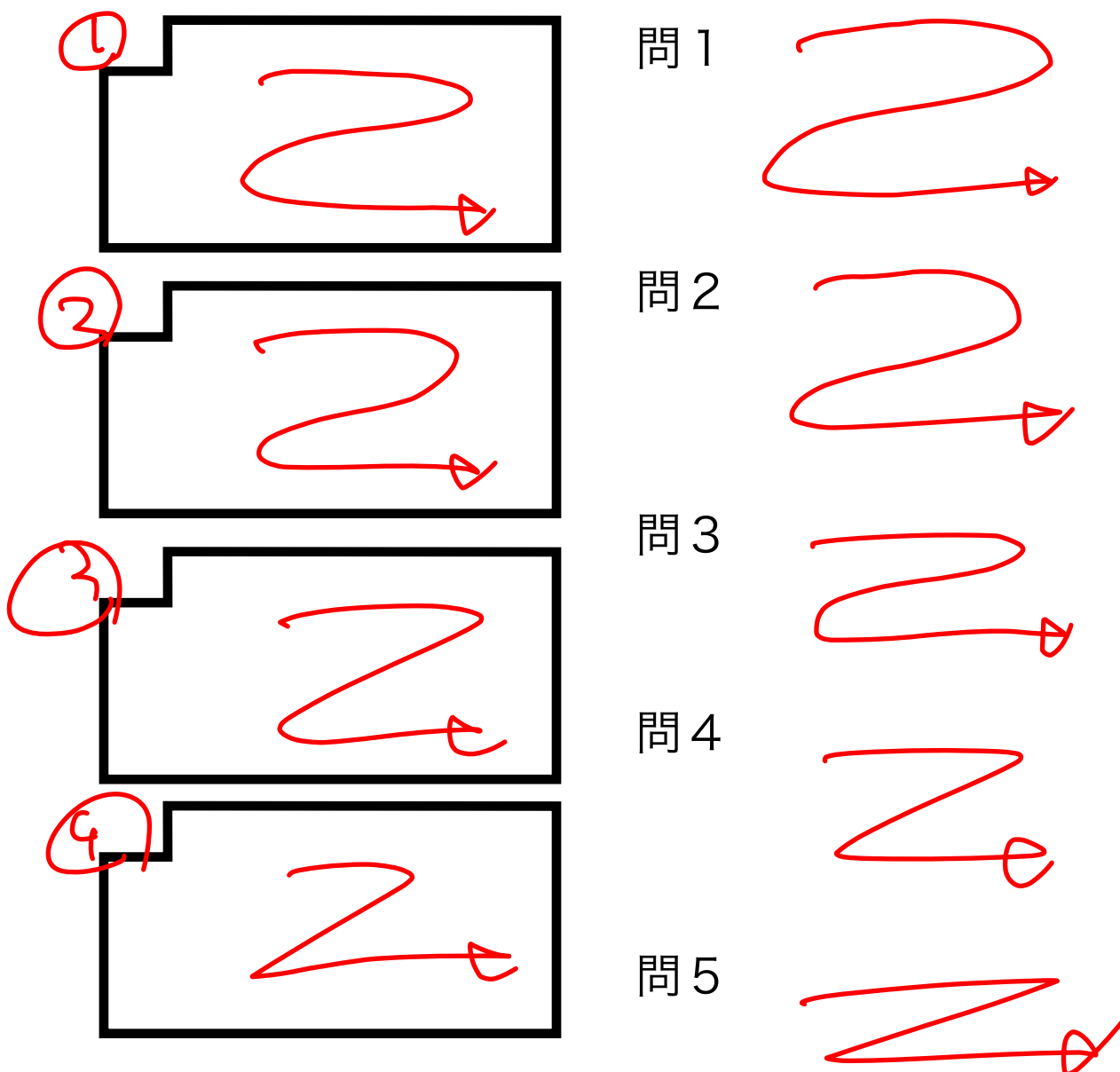
□ also	また	□ furthermore	さらに
□ besides	その上	□ additionally	さらに
□ on top of that	それに加えて	□ in addition	さらに
□ similarly	同様に	□ moreover	さらに
□ likewise	同様に		

⑤ 対比関係

□ on the other hand	その一方で	□ in contrast	それとは対照的に
□ while ~	~の一方で	□ in comparison	それと比べて
□ whereas ~	~の一方で		

パラグラフリーディング

パラグラフを意識した読解を心がける。



リーズニング

Reason

問題を解く際には、「なんとなく」ではなく、必ず本文中に根拠を探します。その根拠に基づいて、論理的に考え出した結果を解答としましょう。「なぜ」その選択肢が正しいのか、「なぜ」その選択肢が間違っているのかについて、しっかりと思考の痕跡を残しましょう。

そして答え合わせの際に、自分が「なぜ」間違えたのかをチェックし、そこを潰していくことで、解答能力は磨かれていきます。

¶

対面して

① When people talk face to face there is a “bubble of space” (between them) and the size of this bubble

変化する

varies from culture to culture. This space has been given

different names. Sometimes it is called “conversational distance,” sometimes

快適な

個人間の

“comfort zone,” and sometimes “interpersonal distance.” Generally, the

space people keep between them when talking face to face can also tell us

関係

状況

親密さ

相伴う

about their relationship and the situation. Space and intimacy go together. At

the intimate level, people stand very close to each other and speak with very

low voices. At the social level, people stand not too far apart and not too

close, and use regular speaking voices. During small group discussions and

meetings, the leader sits or stands where everyone in the group can see him

or her. At the public level, as in making public speeches, the speaker stands

at a distance and speaks with a louder voice than usual.

問1 下線部① When で始まる段落の内容と一致しないものを一つ選びなさい。

① 繋がり (There is a connection between space and intimacy.)

② <When speaking in public> a softer voice is common.

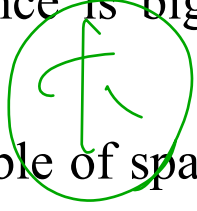
③ Different cultures have different ideas of personal space. (S, T, C)

④ You can guess people's relationship based on the bubble of space. (~を推測する, ~に基づく)

対面

② The distance people keep between themselves when talking varies across cultures. In some societies, this

distance is big. This means that when a person comes too close, and the "bubble of space" is pressured, the other person will feel uncomfortable. He



圧力をかける

不快に感じさせる

対面

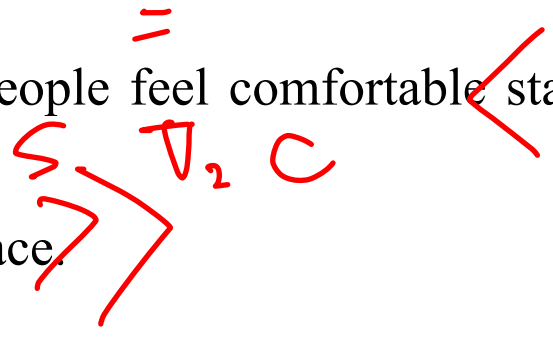
対面

or she will probably step back. In other societies, this distance is smaller.

おそらく 一歩退く



People feel comfortable standing closer to each other when talking face to face.



問2 下線部② The distance で始まる段落の内容と一致するものを一つ
選びなさい。

① The size of the space bubble (in which a person feels comfortable) is
culturally different.

② A person usually feels comfortable if the distance from the other
person is too great.

③ The interpersonal distance in conversation does not change from
culture to culture.

④ If the size of the bubble is very large, people can talk face-to-face at a
close distance.

固定ズレ

¶3

（気候）

気候

③ It is believed [that people (from cold climates)]

keep greater distances from each other when

talking than people from warm climates. For example, it

is common for people from Latin American cultures and the Arab world to

stand quite close to each other during conversations. This is a sign of

friendliness and familiarity. People in most Western countries stand farther

away from a person when talking face to face. If someone tries to come too

close, they will often move back. For them, [standing too close] can be

considered rude or even aggressive. For example, for many Americans a

comfortable distance is about an arm's length or up to about four feet.

[Standing closer than this] is a sign of intimacy (meaning the people are

emotionally close to each other. Compared to most Americans, however,

Japanese tend to stand farther away from one another especially in business

and formal situations.

問3 下線部③ It で始まる段落の内容と一致しないものを一つ選びなさい。

① [Standing too close to the other person] is often seen as rude in many Western countries. 9

② [Compared to Americans,] Japanese tend to need more space in formal situations. 0

③ There is a belief ^{確信・信念} [that people from warm climates] tend to stand close to each other when talking. 0

④ [Having a conversation at four or more feet apart] is a sign of emotional closeness in America. X S X V C

具体例

④ Imagine when two men from different “space” cultures talk. A man from a small-space culture will think the other person is “cold” and unfriendly. He might continue to move closer to establish a friendly conversation, while the other moves back until he is pushed up against a wall. Of course, cultural differences do not explain everything

注意

about the way individuals behave. However, differences in the size of the “space bubble” can be one cause of intercultural problems in non-verbal communication.

文化間の

非言語的な

～を観察する

So it is wise to observe the bubble of space of people you are talking to, especially if they are from different cultural backgrounds.

背景

問4 下線部④ Imagine で始まる段落の内容と一致するものを一つ選びなさい。

① A person (from a small-space culture) may step back when talking with a person from a large-space culture.

② A friendly conversation cannot be established ~~without getting closer to~~ the person (you are talking with).

③ [Observing the space bubble] enables us to guess the ~~temperature~~ of a person (you are talking to).

④ Some behaviors (振る舞い people have in conversation) can be explained by cultural differences.

問5 本文の内容と一致するものを一つ選びなさい。

① We can solve any intercultural problem ~~by~~ carefully observing a person from a different culture.

注意深く

極論ズレ.

② The climate (of a country) is irrelevant to the size of its space bubble.

無関係な

③ One cause (of intercultural problems) is different thinking (about suitable interpersonal distance).

適切な

④ Intercultural problems are generally caused by rude and aggressive conversations.

一般的に

ベリタスアカデミー

単語、熟語、文法 iOSアプリのご紹介



動画英単語2200



動画英熟語1000



動画英文法2700

Androidの方は「ベリトレ」でほぼ同じ学習ができます。



あの“高評価アプリ”と同じ演習を、誰でも！

ベリタス **Web** トレーニング

 YouTube



無料体験



ベリタスアカデミー

結果ダス、ベリタス。オンラインで学べる45,000本の動画

ベリタスアカデミー

ログイン

アカウント

アカウントを8文字以上の半角英数字で入力して下さい。

パスワード

パスワードを半角英数字で入力します。

ログイン

新規アカウント登録

パスワードを忘れた方はこちら

無料体験



<https://online.veritas-academy.jp>

YouTube

I don't enjoy (going to Tokyo). It's hard (for me) to get out all the crowds. 熟語

match up with
keep
come

② on . stand
④ up with . bear . end

は東京へ行くのは楽しくない。あれがするのは私には難しいのです。

YouTube

【解答】 $2 < \sqrt{7} < 3$ $3.14\dots = 3 + 0.14\dots$
 $4 < 2\sqrt{7} < 6$ よし、 $(1.1) = (\text{数}) - (\text{整})$
 $4.1\dots?$ $0.14\dots = 3.14\dots$
 $5.1\dots$

$\sqrt{7} - 5 \leftarrow 0.14\dots$ の形では < 7 ても
解答は 20.k.

YouTube

武器 → 祭祀

YouTube

< 人類の起源 >

猿人	原人	旧人	新人
ゴリラ、チンパンジー	ジャバノオモイ人、北京原人	アウストラロピテクス人	クロマニヨン人
火、石器	火、言語	農耕	穴窟画

YouTube

シリンダー、ピストン

した仕事

《熱力学第一法則》

YouTube

RNAのヌクレオチド

アデニン(A)、ウラシル(U)
グアニン(G)、シトシン(C)

Aに対する塩基 DNAでは T.

RNA (リボ核酸)
UACCCAG

ふたつ一本鎖

「科目別対策講座」「過去問題解説講座」も充実！
受講は龍谷大学HPから。

The screenshot shows the Ryukoku University website. At the top left, there's a 'You, Unlimited' logo and a smartphone displaying the 'ru navi' app. The text 'ru navi' is prominently displayed in red. Below this, there's a section titled 'Achieving your dreams' with a 'READ MORE >' button. An orange arrow points from the 'ru navi' text down to the 'READ MORE >' button.

① ココをクリック！

This screenshot shows the login page on the Ryukoku University website. The main heading is 'Achieving your dreams'. Below it, there's a login form with fields for 'Login ID' and 'Password', and a '送信' (Send) button. An orange arrow points from the 'Achieving your dreams' section down to the login form. Below the login form, there's a section for LINE@ registration. It includes the text 'LINE@お友達限定！' and '龍谷大学入試部 @ryukoku_nyushi1639'. There are two buttons: 'LINE 友だち追加' and a smaller 'LINE' button. To the right, there's a video player showing a lecture titled '龍谷大学英語スタートアップ'.

② LINEに登録してパスワードをゲット→ログイン！

受講に興味をお持ちの方は

info@veritas.bz または info@v-a-l.jp までお問い合わせ下さい。

